

BuildPro™



WELDING TABLES




FASTER Fixturing.
CONSISTENT Results.
GREATER Productivity.



Dramatically improve productivity and work quality...

The BuildPro's modular design gives you the flexibility to adapt to each new project, big or small. You'll work more safely, and more efficiently, so you can increase both your productivity, and the quality of your work.

BuildPro™ Features



- 57 holes per plate.


BuildPro™ Tabletop Accuracy

- Table flatness : 0.3/ 1,000 mm
- Hole diameter : Ø16 +0.043 mm
- Hole spacing : 50±0.031 mm
- Plate thickness : 16 mm

Optional Nitrided (Heat-Treated) Tabletop

The BuildPro™ is available with a protective nitrided tabletop. The nitriding (heat-treating) process is a mechanical polish and post salt bath oxidative treatment. The benefits of this process include: **Anti-Spatter, Corrosion Protection, and Resistance to wear, lubricity and fatigue strength.**

- Surface hardness : Equivalent to HRC52
- Nitriding case depth : 0.01-0.02 mm
- Coefficient of friction : 0.37
- Heat resistance : 700°F / 375°C



The table you'll rely on everyday...

The very practical, modular design of the BuildPro™ Table makes it easy to set-up and tear down for the job at hand, big or small. Save time and money by holding, positioning, and locating quickly and easily with a wide variety of BuildPro™ clamps and accessories.

The BuildPro™ Table was designed to fit in with the way you work now, making your work even easier to complete. No training required. The BuildPro™ will help you decrease fixture set-up time, and increase work efficiency.

BuildPro™ Models

	Part No.	Table Height	Tabletop Dimension	Plate Thickness	Hole Diameter	Slot Distance	Table Capacity	Table Weight
STANDARD	TMA62010	900 mm						405 kg
	TMB62010	750	1,960 x 1,000 mm	16 mm	Ø16 mm	40 mm	2,000 kg	400
	TMC62010	600						395
NITRIDED	TMQA62010	900						405
	TMQB62010	750	1,960 x 1,000	16	Ø16	40	2,000	400
	TMQC62010	600						395

	Part No.	Table Height	Tabletop Dimension	Plate Thickness	Hole Diameter	Slot Distance	Table Capacity	Table Weight
STANDARD	TMA61210	900 mm						253 kg
	TMB61210	750	1,160 x 1,000 mm	16 mm	Ø16 mm	40 mm	1,200 kg	250
	TMC61210	600						247
NITRIDED	TMQA61210	900						253
	TMQB61210	750	1,160 x 1,000	16	Ø16	40	1,200	250
	TMQC61210	600						247

BuildPro™ Plates & Legs

	Part No.	Description	Weight
STANDARD	TM62010	1,960 x 1,000 mm Tabletop without legs	375 kg
	TM61210	1,160 x 1,000 mm Tabletop without legs	235
	TM62010-01	Individual Plate	18
NITRIDED	TMQ62010	1,960 x 1,000 mm Tabletop without legs	375
	TMQ61210	1,160 x 1,000 mm Tabletop without legs	235
	TMQ62010-01	Individual Plate	18

	Part No.	Description	Weight
	TML31	Table Leg for 900 mm height	5 kg
	TML25	Table Leg for 750 mm height	4
	TML19	Table Leg for 600 mm height	3



Ball Lock Bolts

These Ball Lock Bolts position and hold BuildPro™ accessories. The balls engage underneath the table to lock into position. Choose from fixed, flush and adjustable versions.



Part No.	Bulk Qty. (10)	Type	Description	Weight
T65010	T65011	Fixed	For connecting 2 accessories together.	0.07 kg
T65015	T65016	Fixed	For connecting an accessory to the tabletop	0.08
T65020	T65021	Flush	For connecting 2 accessories together	0.05
T65025	T65026	Flush	For connecting an accessory to the tabletop	0.04
T65050	T65051	Adjustable	Adjustable bolt from 22.5 mm to 32 mm	0.11
TMS5101	-	-	Spare parts kit for Ball Lock Bolts	0.01




Straight Edge Stops

Long slots make these precision machined Straight Edge Stops infinitely adjustable in fixturing applications and squaring up parts.



Part No.	Dimension	Holes	Slot Length	Weight
T60505	150 x 25 x 12 mm	1	92 mm	0.18 kg
T60510	200 x 25 x 12	2	2 x 66	0.23
T60515	250 x 25 x 12	6	91	0.30



Right Angle Plates

These precision machined plates hold materials at right angles. The holes and slots allow for infinite adjustments in fixturing. For heavy duty applications, choose the Riser Blocks.



Part No.	Dimension	Holes	Slot Length	Weight
T60304	50 x 75 x 25 mm	1	50 mm	0.16 kg
T60305	100 x 75 x 25	3	50	0.18
T60310	100 x 150 x 25	3	125	0.30
T60320	200 x 150 x 25	7	125	0.47
T60330	300 x 150 x 50	11	125	1.82



Riser Blocks - Heavy Duty

These precision machined Riser Blocks, with accurate bored holes, allow you to elevate a workpiece to any desired height. Increase the working height or width of the table by mounting the blocks vertically or horizontally. Cross-join the blocks for use as a beam. Mount a BuildPro™ plate to the side of the table, or use the blocks to mount BuildPro™ Plates underneath the tabletop to join BuildPro™ Tables together.



Part No.	Dimension	Description	Weight
T60105	50 x 50 x 150 mm	4 machined surfaces	1.29 kg
T60110	50 x 50 x 200	4 machined surfaces	1.63
T60115	50 x 50 x 250	4 machined surfaces	1.97
T60120	100 x 100 x 100	5 machined surfaces	3.38
T60125	100 x 100 x 200	5 machined surfaces	5.67
T60130	100 x 100 x 300	5 machined surfaces	7.83

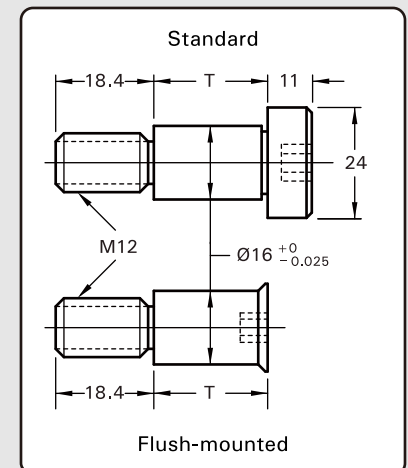


Socket Shoulder Screws Set



These precision shoulder screws fit into the table holes and can hold and position BuildPro™ accessories and other components. Provided with a nut and washer. Choose from standard and flush-mounted versions.

Part No.	Type	(T)	Thread	Weight
T931607	Standard	20 mm	M12	0.07 kg
T931608	Standard	22	M12	0.07
T931610	Standard	25	M12	0.08
T932607	Flush	20	M12	0.04
T932608	Flush	22	M12	0.05
T932610	Flush	25	M12	0.05

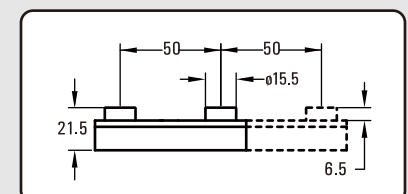


Threaded Adaptors - Unique



Convert any hole in the table into threaded hole. Easy install - Push the Threaded Adaptor in from beneath the plates. Magnets help hold threaded adaptor in place.

Part No.	Description	Threaded Holes	Magnets	Weight
TXT6204	2 hole adaptor	M10	1	0.11 kg
TXT6205	2 hole adaptor	M12	1	0.11
TXT6304	3 hole adaptor	M10	2	0.26
TXT6305	3 hole adaptor	M12	2	0.26




360° BuildPro™ Clamps - *Unique*



Precision machined, steel base of the 360° Slot Clamp slides into the 40mm spacing which enables the clamp body to slide along the entire surface & swivel 360° for positioning at any point.

Part No.	Capacity	Throat Depth	Clamping Pressure	Rail Size	Weight
T61405	200 mm	120 mm	230 kg	22 X 11 mm	1.58 kg
T61510	300	120	270	25.4 X 11.9	2.16
T61615	500	140	320	32 X 14	3.69



Inserta Clamps

These clamps are designed to fit into the BuildPro™ Table holes for fast and easy clamping.

Straight Handle	Ratchet Handle	Wood Handle
UDN6150 UEN6200	UERN6200	UDWN6150 UEWN6200



Part No.	Capacity	Throat Depth	Clamping Pressure	Rail Size	Weight
UDN6150	150 mm	83 mm	135 kg	16 X 8 mm	0.54 kg
UEN6200	200	100	180	20 X 10	0.99
UERN6200	200	100	180	20 X 10	0.99
UDWN6150	150	83	135	16 X 8	0.59
UEWN6200	200	100	180	20 X 10	1.04



360° & Inserta Clamps Accessories

Top V-Pad



The optional clip-on top V-pad for clamping round parts or 2 parts at once.

Part No.	Description	Weight
XDA2	For Inserta-Clamps UDN6150 & UDWN6150	0.09 kg
XFA2	For Inserta-Clamps UEN6200, UERN6200 & UEWN6200 For 360° Clamps T61405 & T61510	0.18
XMA2	For 360° Clamp T61615	0.27

Sidekick

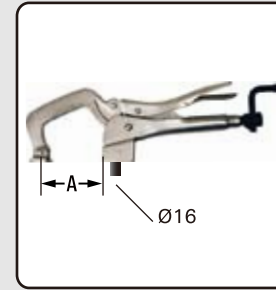


Slide onto the 360° BuildPro™ clamp body for horizontal clamping force.

Part No.	Description	Stroke	Weight
XFSM	For T61405	30 mm	0.59 kg
XGSM	For T61510	30	0.58
XMSM	For T61615	30	0.54



Table Mount C-Clamps



Insert into any hole on the tabletop or Right Angle Plate for quick push down clamping. Use the crank handle for rapid tightening.

Part No.	Throat Depth (A)	Max. Capacity	Weight
PT11K	85 mm	100 mm	0.72 kg
PT14K	155	120	0.90



Chain Pliers & Table Mount Base



Hold two or more large, oddly shaped materials with the 600mm chain. Adjust the clamp opening and torque with the crank handle. Use the optional Table Mount Base to mount the clamp onto the table.

Part No.	Description	Weight
PC924	Chain Pliers with 600mm Chain	0.86 kg
PXC90	Optional Table Mount Base Plates (2 pcs)	0.50
PXC96	Copper Grounding Pad	0.20
PXC97	Stainless Steel Pad	0.20
PXC98	Aluminum Soft Pad	0.10
PXC36	Optional replaceable 900mm Chain	0.45



Copper Grounding Pad Stainless / Aluminum Pads

Forged Adjusta-Clamps



Rugged, forged steel clamp fits into holes of the BuildPro™ table and accessories. Instant height adjustment without blocks or shims. One piece assembly allows quick setups and eliminates lost clamp pieces.

Part No.	Thread	Max. Capacity	Weight
T950745	M10	44 mm	0.32 kg
T950755	M12	52	0.54



Cam-Action Clamps



Pivoting-nose edge clamp operated by a cam handle for fast action. Turn handle 90° to lock. Extended base allows position adjustments.

Part No.	Stud	Height	Base Length	Weight
950295	M8	41.4 mm	80 mm	0.32 kg
950305	M12	63.5	120	0.99

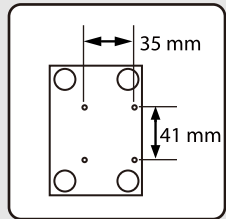


Toggle Clamps

Push-Pull & Hold Down Action Toggle Clamps. Visit us at www.goodhandinc.com for a complete listing.



Part No.	Description	Tapped hole	Clamping Pressure	Weight
GH-12130	Horizontal	M6	225 kg	0.35 kg
GH-36070	Push / Pull	M5	45	0.09
GH-302-F	Push / Pull	M5	135	0.30



Toggle Clamp Attachment Plate

Use the attachment plate to secure toggle clamps.
*Pretapped holes fit GH-302-F. Users can tap additional holes.

Part No.	Dimension	Hole	Tapped hole	Weight
T61110	125 x 75 x 12 mm	4 x Ø16 mm	4 x M5	2.58 kg

MagSpring Clamps



The spring-loaded, one-handed clamp with quick-set, magnetic V-Pad. Quick and easy to use! Squeeze to open, set in position and turn to tighten. 225 kg clamping pressure.

Part No.	Capacity	Throat Depth	Weight
UDV45M	90 mm	83 mm	0.45 kg
UDV65M	140	83	0.50


Magnetic Rest



25.4 mm magnetic rest. Designed for use on any flat surface, and can also be inserted into holes of BuildPro™ table and accessories.

Part No.	Dimension	(D)	Weight
T65410	Ø25 x 25.4 mm	Ø16 mm	0.03 kg

Connector



Use the connector to attach Strong Hand Tools™ Pliers and Clamps to the table & other BuildPro™ accessories.

Part No.	(D)	Thread	Weight
T54605	Ø15.9 mm	M8	0.03 kg



Adjustable Magnetic Spacers

Magnetic base holds securely to the table. Turn the screw clockwise or counterclockwise to set the top rest at the desired height. For increased height, add your own standard M10 hex screw of desired length.



Part No.	Adjustable Range	Diameter	Thread	Weight
TXS6075	18-25 mm	25 mm	M10	0.06 kg
TXS6150	25-38	25	M10	0.09
TXS6250	38-62	25	M10	0.13



V-Blocks



These V-Blocks are ideal for holding round parts. They fit into the holes of the BuildPro™ tables and have a M8 threaded hole in the middle for securing them to the table.

Part No.	Angle	Dimension	Max. Tube Size	Weight
T64210	90° V-shape	Ø40 x 31 mm	50mm	0.15 kg
T64215	120° V-shape	Ø40 x 26	65	0.12




Sliding Channel Bases



Mount workholding devices onto these Sliding Channel Bases. Slide into the 40 mm slots between the plates.

Part No.	Description	Weight
T61300	Nonrotatable and without any holes.	0.68 kg
T61305	Rotatable with M12 threaded hole on one side, M10 on the other side.	0.63




Eccentric Pads



Eccentric Pads provide full surface contact and can be doweled in place after adjustment.

Part No.	Dimension	Offset	Thread	Weight
T64410	Ø38 x 12 mm	5 mm	/	0.09 kg
T64415	Ø63.5 x 12	17.5	M8	0.29



BuildPro™ Modular Fixturing Kits

34 Piece Kit [Part No. TMK610]

Qty.	Description
12	Fixed Ball Lock Bolts (4x T65010 & 8x T65015)
10	Straight Edge Stops (6x T60505 & 4x T60510)
4	Threaded Adaptors (1x TXT6204, TXT6205, TXT6305, TXT6305)
4	Inserta-Clamps (4x UDN6150)
2	Right Angle Plates (4x T60305)
2	Sliding Channel Base (1x T61300, T61305)

Ball Lock Bolts 4 T65010 8 T65015	Straight Edge Stops 6 T60505 4 T60510	Inserta-Clamps 4 UDN6150	Right Angle Plates 2 T60305
	Threaded Adaptors 1 TXT6204 1 TXT6205 1 TXT6304 1 TXT6305		Sliding Channel Base 1 T61300 1 T61305

71 Piece Kit [Part No. TMK620]

Qty.	Description
20	Fixed Ball Lock Bolts (10x T65010, T65015)
4	Adjustable Ball Lock Bolts (4x T65050)
12	Straight Edge Stops (4x T60505, T60510, T60505)
4	Threaded Adaptors (1x TXT6204, TXT6205, TXT6305, TXT6305)
4	Inserta-Clamps (4x UDN6150)
12	Right Angle Plates (4x T60304, T60306, T60310)
2	Sliding Channel Bases (1x T61300, T61305)
2	360° Clamps (2x T61405)
3	Top V-Pads (2x XDA2 & 1x XFA2)
4	Eccentric Pads (2x T64410, T64415)
4	V-Blocks (2x T64210, T64215)

Ball Lock Bolts 10 T65010 10 T65015 4 T65050	Straight Edge Stops 4 T60505 4 T60510 4 T60515	Inserta-Clamps 4 UDN6150	360° Clamps 2 T61405
Threaded Adaptors 1 TXT6204 1 TXT6205 1 TXT6304 1 TXT6305	Sliding Channel Base 1 T61300 1 T61305	Right Angle Plates 4 T60304 4 T60305 4 T60310	Eccentric Pads 2 T64410 2 T64415
	Top V-Pads 2 XDA2 1 XFA2	V-Blocks 2 T64210 2 T64215	

Our Most Popular Kit!

114 Piece Kit [Part No. TMK630]

Qty.	Description
30	Fixed Ball Lock Bolts (10x T65010 & 20x T65015)
10	Adjustable Ball Lock Bolts (10x T65050)
12	Straight Edge Stops (4x T60505, T60510, T60505)
8	Threaded Adaptors (2x TXT6204, TXT6205, TXT6304, TXT6305)
4	Inserta-Clamps (4x UDN6150)
16	Right Angle Plates (4x T60304, T60305, T60310 & 2x T60320, T60330)
2	Sliding Channel Base (1x T61300, T61305)
4	360° Clamps (2x T61405, T61510)
4	Top V-Pads (2x XDA2, XFA2)
4	Eccentric Pads (2x T64410, T64415)
8	V-Blocks (4x T64210, T64215)
4	Riser Blocks (2x T60105 & T60110)
2	MagSpring Clamps (2x UDV45M)
2	Table Mount C-Clamp (2x PT11K)
4	Magnetic V-Pads (2x XDV4 & XFA2)

Ball Lock Bolts 10 T65010 20 T65015 10 T65050	Straight Edge Stops 4 T60505 4 T60510 4 T60515	Right Angle Plates 4 T60304 4 T60305 4 T60310 2 T60320 2 T60330	Inserta-Clamps 4 UDN6150	360° Clamps 2 T61405 2 T61510
Eccentric Pads 2 T64410 2 T64415	Top V-Pads 2 XDA2 2 XFA2	Riser Blocks 2 T60105 2 T60110	MagSpring Clamps 2 UDV45M	Magnetic V-Pads 2 XDV4 2 XFA2
V-Blocks 4 T64210 4 T64215	Sliding Channel Bases 1 T61300 1 T61305	Threaded Adaptors 2 TXT6204 2 TXT6205 2 TXT6304 2 TXT6305		

BuildPro™ Modular Fixturing Kits

140 Piece Kit [Part No. TMK640]

Qty.	Description
30	Fixed Ball Lock Bolts (10x T65010 & 20x T65015)
10	Adjustable Ball Lock Bolts (10x T65050)
12	Straight Edge Stops (4x T60505, T60510, T60505)
16	Threaded Adaptors (4x TXT6204, TXT6205, TXT6304, TXT6305)
6	Inserta-Clamps (4x UDN6150 & 2x UEN6200)
16	Right Angle Plates (4x T60304, T60305, T60310 & 2x T60320, T60330)
4	Sliding Channel Base (2x T61300, T61305)
6	360° Clamps (2x T61405, T61510, T61615)
6	Top V-Pads (2x XDA2, XFA2, XMA2)
4	Eccentric Pads (2x T64410, T64415)
8	V-Blocks (4x T64210, T64215)
8	Riser Blocks (2x T60105 & T60110, T60120, T60125)
2	MagSpring Clamps (2x UDV45M)
2	Table Mount C-Clamps (2x PT11K)
4	Magnetic V-Pads (2x XDV4 & XFA2)
2	Magnetic Rests (2x T65410)
2	Connectors (2x T54605)
2	Pipe Pliers (2x PG634V)

Ball Lock Bolts 10 T65010 20 T65015 10 T65050	Straight Edge Stops 4 T60505 4 T60510 4 T60515	Eccentric Pads 2 T64410 2 T64415	Right Angle Plates 4 T60304 4 T60305 4 T60310 2 T60320 2 T60330	Inserta-Clamps 4 UDN6150 2 UEN6200
Threaded Adaptors 4 TXT6204 4 TXT6205 4 TXT6304 4 TXT6305	Table Mount C-Clamp 2 PT11K	V-Blocks 4 T64210 4 T64215	Top V-Pads 2 XDA2 2 XFA2 2 XMA2	360° Clamps 2 T61405 2 T61510 2 T61615
Connectors 2 T54605	MagSpring Clamps 2 UDV45M	Pipe Pliers 2 PG634V	Magnetic V-Pads 2 XDV4 2 XFA2	Sliding Channel 2 T61300 2 T61305
Riser Blocks 2 T60105 2 T60110 2 T60120 2 T60125			Magnetic Rest 2 T65410	

164 Piece Kit [Part No. TMK650]

Qty.	Description
40	Fixed Ball Lock Bolts (20x T65010, T65015)
10	Adjustable Ball Lock Bolts (10x T65050)
12	Straight Edge Stops (4x T60505, T60510, T60505)
16	Threaded Adaptors (4x TXT6204, TXT6205, TXT6305, TXT6305)
8	Inserta-Clamps (4x UDN6150 & 4x UEN6200)
16	Right Angle Plates (4x T60304, T60305, T60310 & 2x T60320, T60330)
4	Sliding Channel Base (2x T61300, T61305)
6	360° Clamps (4x T61405 & 2x T61510, T61615)
6	Top V-Pads (2x XDA2, XFA2, XMA2)
4	Eccentric Pads (2x T64410, T64415)
8	V-Blocks (4x T64210, T64215)
12	Riser Blocks (2x T60105 & T60110, T60115, T60120, T60125, T60130)
4	MagSpring Clamps (2x UDV45M, UDV65M)
4	Table Mount C-Clamps (2x PT11K, PT14K)
4	Magnetic V-Pads (2x XDV4 & XFA2)
4	Magnetic Rest (4x T65410)
2	Connector (2x T54605)
2	Pipe Pliers (2x PG634V)

Ball Lock Bolts 20 T65010 10 T65015 10 T65050	Straight Edge Stops 4 T60505 4 T60510 4 T60515	Eccentric Pads 2 T64410 2 T64415	Inserta-Clamps 4 UDN6150 2 UEN6200	360° Clamps 4 T61405 2 T61510 2 T61615
Threaded Adaptors 4 TXT6204 4 TXT6205 4 TXT6304 4 TXT6305	Table Mount C-Clamp 2 PT11K 2 PT14K	V-Blocks 4 T64210 4 T64215	Connector 4 T54605	Magnetic Rests 4 T65410
Riser Blocks 2 T60105 2 T60110 2 T60115 2 T60120 2 T60125 2 T60130	MagSpring Clamps 2 UDV45M 2 UDV65M	Top V-Pads 2 XDA2 2 XFA2 2 XMA2	Sliding Channel 2 T61300 2 T61305	Pipe Pliers 2 PG634V
		Magnetic V-Pads 2 XDV4 2 XFA2	Right Angle Plates 4 T60304 4 T60305 4 T60310	

Popular
Strong Hand Tools™
used with the BuildPro™:

Adjust-O Magnets

Magnet Squares



The fast and easy way to hold workpieces at 45° & 90°. Turn the magnet OFF while setting up, turn ON when you're ready to work.

Dual Switch 90° Magnet Squares



Two independent On/Off switches provide greater control in set-up with 80 - 150 lbs. of pull force.

Adjustable Angle Magnets



Adjustable angle from 30° - 275°. Turn the handle for setting and locking at the desired angle.

Mini-Magnets



For light duty holding at multiple points, the 2-5/16" mini-magnets fit into tight spots.


BuildPro™ Framing Applications

► Building Tubular Frames

Customers have told us time and time again - tubular framing is their most common application. So we designed the BuildPro™ Table to support that application, and allow for optimum flexibility in the set-ups for frames large, small, complex, simple and everything in between.



► Rectangular Tube and Pipe Framing




BuildPro™ Applications

► Large Framing

For jobs that require a large work surface, the plates can be reconfigured to fit large framing jobs.



► Truss Frame Construction



Popular
Strong Hand Tools™
used for framing:

3-Axis Fixture Vise



Holds a 3-axis workpiece in position. Features quick acting screws and a swing-away arm for quick and easy part removal.

2-Axis Fixture Vise



The 2-Axis angle clamp can hold 90° corner and T joints. Also available with quick acting screws.

4-IN-1 Clamps



4 functions in 1 clamp! Use as a:
1. Standard Clamp 2. Pipe Clamp
3. Step-Over Clamp 4. Spreader.

Torpedo Mag-Level



The view-anywhere magnetic level. Unique add-on rotatable bubble for second axis leveling.

Popular
Strong Hand Tools™
used with the BuildPro™:

**JointMaster™
Angle Joining Tools**

PL Series



The PL series is an affordable and precise single-hand corner joining tool. Ideal for quick hold & release.

PT Series



The PT series features a retractable plate for edge alignment and V-grooves for holding round pieces.

PA Series



The PA series is adjustable from 30° - 275°. Simply adjust to the desired angle & lock into position.

Improved Locking C-Clamps




Made of rugged, forged heat treated steel. Updated features help you work quickly, safely and efficiently.

BuildPro™ Applications

Sheet Metal Construction



Strong Hand Tools™ work seamlessly with the BuildPro™, which saves you valuable time for repetitive work. Many simple fixturing tools allow for quick set-ups and disassemblies.



BuildPro™ Applications

Assembly Table

Right Angle Plates and Strong Hand Tools™ help you set-up and hold the workpiece in exactly the correct position.



Popular
Strong Hand Tools™
used with the BuildPro™

Multi-Purpose Pliers



One swivel pad spindle, one fixed head spindle allow for flexible hold-down of varying materials.



Use the Multi-Purpose plier with the Connector to hold pliers in place.

MagSpring Clamps



The spring-loaded, one-handed clamp with quick-set, magnetic V-pad. Fast and easy to use!

Pipe Pliers



Hold round parts securely with the Pipe Pliers. Comes with removable top and bottom V-Pads.

BuildPro™
WELDING TABLES



WeldQuip Group Pty Ltd
Incorporating: Weld-Quip Supply Co, Welder Hire, Weld Repair

P. 1800 935 378
F. (02) 4620 6923
E. sales@weldquip.net.au
W. www.weldquip.net.au